



4 Silvington Way

Whelley, Wigan, WN2 1HL

£750 PCM



Sapphire Homes are delighted to offer this well presented 2 bedroom mid mews property in well sought after location and close to local schools, amenities and transport links. The property comprises a spacious lounge with through dining area, modern fitted kitchen with door leading to the rear garden and to the first floor the landing provides access to two double bedrooms and a family bathroom with three piece suite in white with shower over bath. The property is warmed by Gas Central Heating and benefits from a neutral décor throughout. Externally there are low maintenance front and rear gardens and the property enjoys a quiet aspect to the front elevation. Early Internal viewing is highly recommended to appreciate in full. No Smokers.



GROUND FLOOR

Lounge / Diner

Kitchen

FIRST FLOOR

Landing

Bedroom 1

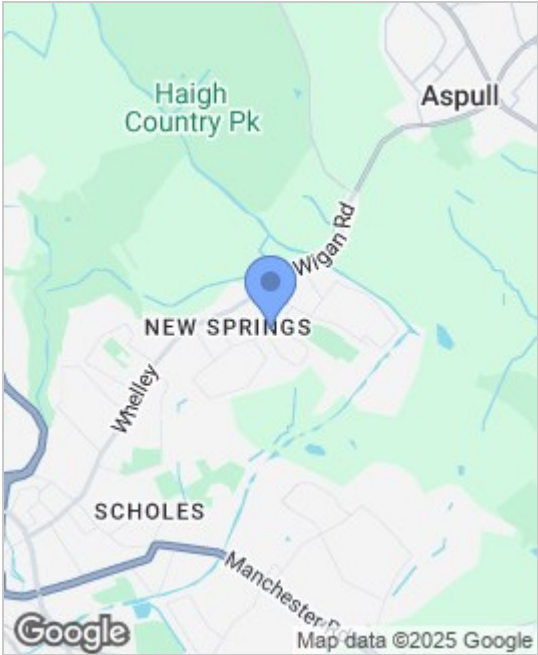
Bedroom 2

Bathroom


EXTERNAL

Rear Garden

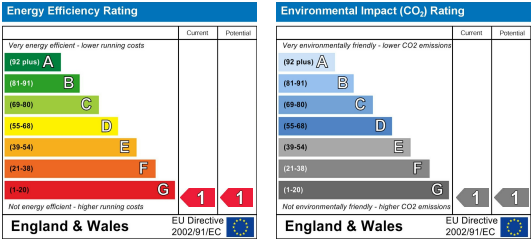
Area Map



Floor Plans



Energy Efficiency Graph



These particulars, whilst believed to be accurate are set out as a general outline only for guidance and do not constitute any part of an offer or contract. Intending purchasers should not rely on the representation of fact, but must satisfy themselves by inspection or otherwise as to their accuracy. No person in this firms employment has the authority to make or give any representation or warranty in relation to the property.

